


# DAY & NIGHT

## SPECIFICATION



Day and Night Blinds operate using a dual-layer system, where fabrics alternate in horizontal strips or sections. By adjusting the position of the layers, you can control the level of light and privacy to suit your needs.

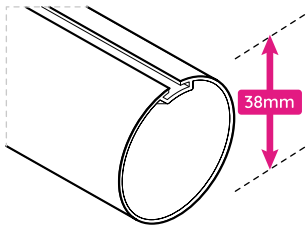
These blinds are available with either a white “open” or “closed” cassette, and the end caps are colour-coordinated for a polished look.

Day and Night Blinds are designed to finish in the ‘night position’ (no transparent strips visible) when fully rolled down. However, please note that we cannot guarantee the alignment of the strips across blinds with different drop lengths.

All our blinds comply with child safety regulations, with control cords and chains limited to a maximum length of 1 metre. If you have specific requirements, please get in touch with us.

Each blind is cut to size with working tolerances of +/-5mm for precise fitting.

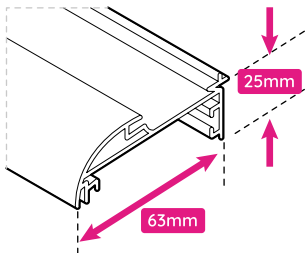
## COMPONENTS



### Ends

The Day and Night Ends are shown with colour-coordinated end caps/covers and chain.

The Roller Tube used for both open and closed cassette options has an internal diameter of 38mm.



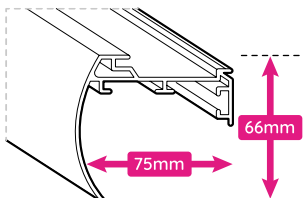
### Open Cassette Headrail

The Headrail is made from sturdy metal, powder-coated in white.

The Headrail End Covers have a matte finish.

Headrail Dimensions: 63mm Depth x 25mm Height

End Cap Dimensions: 73mm Depth x 83mm Height, 7mm Thick



### Closed Cassette Headrail and Cover Plate

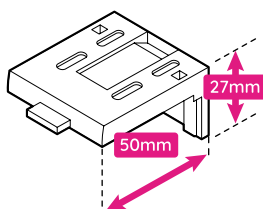
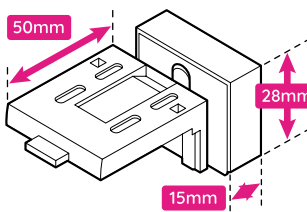
The Face Plate is made from PVC with a semi-matte finish on the front casing.

The Headrail is constructed from sturdy metal and powder-coated in your chosen colour.

The Headrail End Covers have a matte finish.

Headrail Dimensions: 75mm Depth x 66mm Height

End Cap Dimensions: 62mm Depth x 75mm Height, 3mm Thick

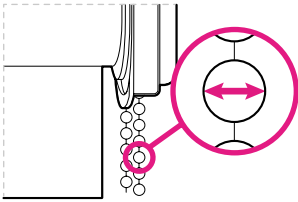


### Brackets

Brackets are included to allow either top fixing or connection to a mini bracket for face fixing.

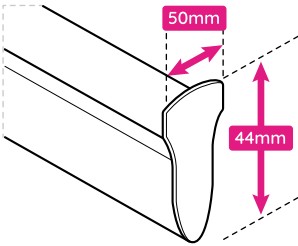
Top Fix Dimensions: 50mm Depth x 27mm Height

Face Fix Dimensions: 65mm Depth x 28mm Height



#### Control Chain

The control chain is made of plastic and is colour-matched to the cassette colour and end caps. An optional rust-resistant chrome finish is available.  
4.5mm diameter ball chain.



#### Bottom Bar

The bottom of the blind is fed through a trapezoid-shaped bottom bar.  
Colour-coordinated end caps are fitted.  
End Cap Dimensions: 20mm Depth x 43mm Height

## CASSETTE OPTIONS

